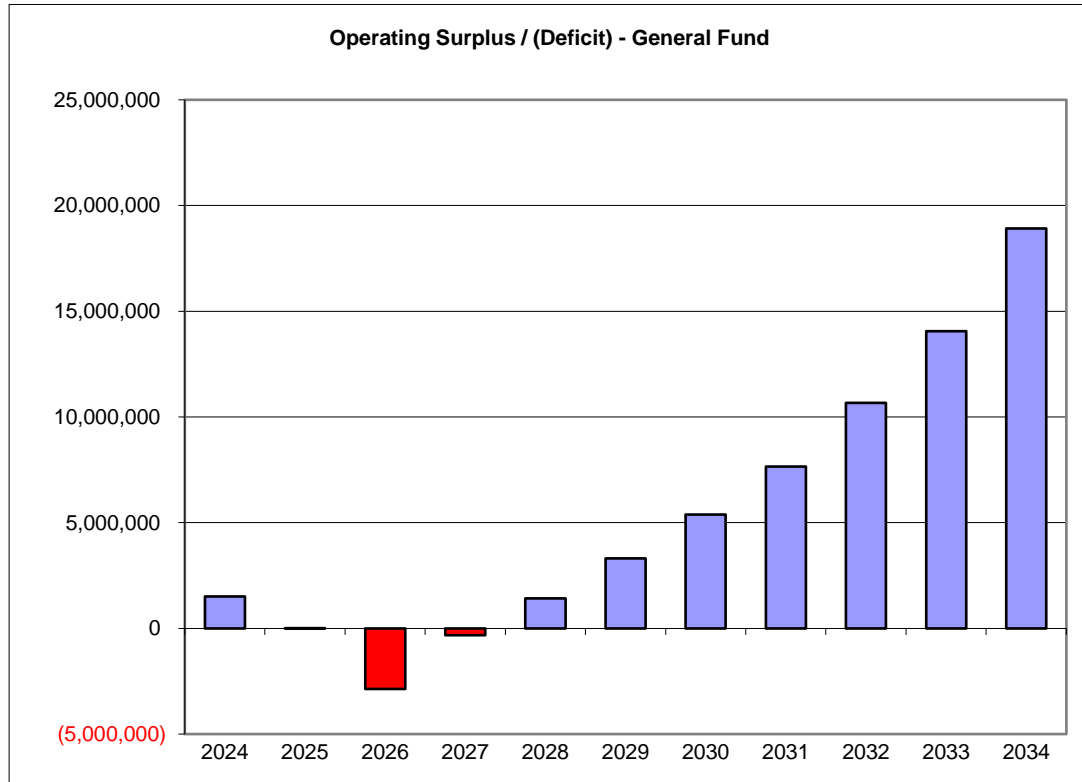


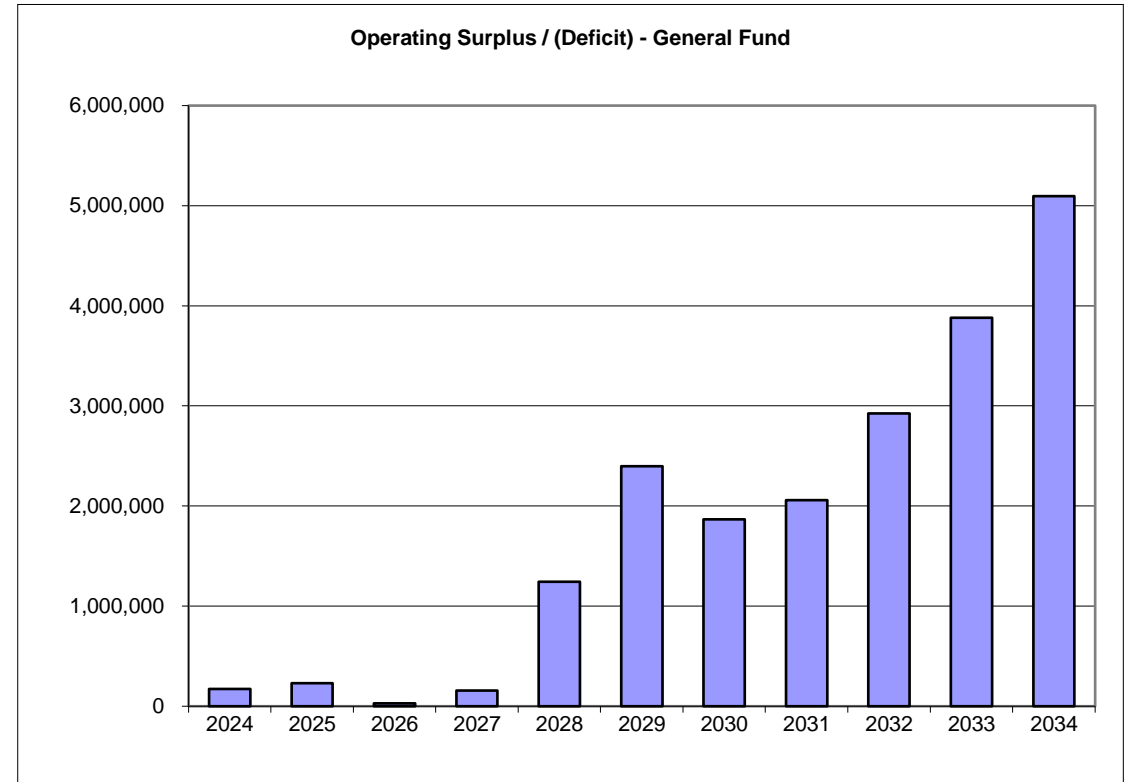
# Draft Long Term Financial Plan - Updated Key Performance Indicators

## Operating Surplus / ( Deficit)

### December 2023

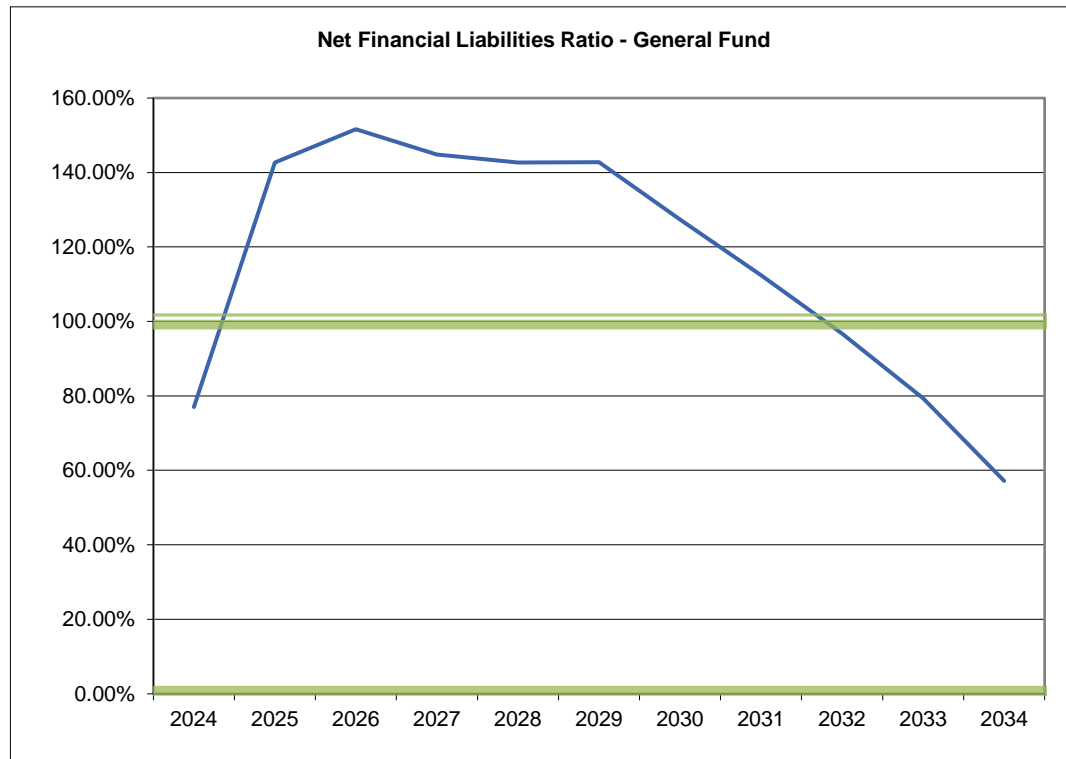


### February 2024

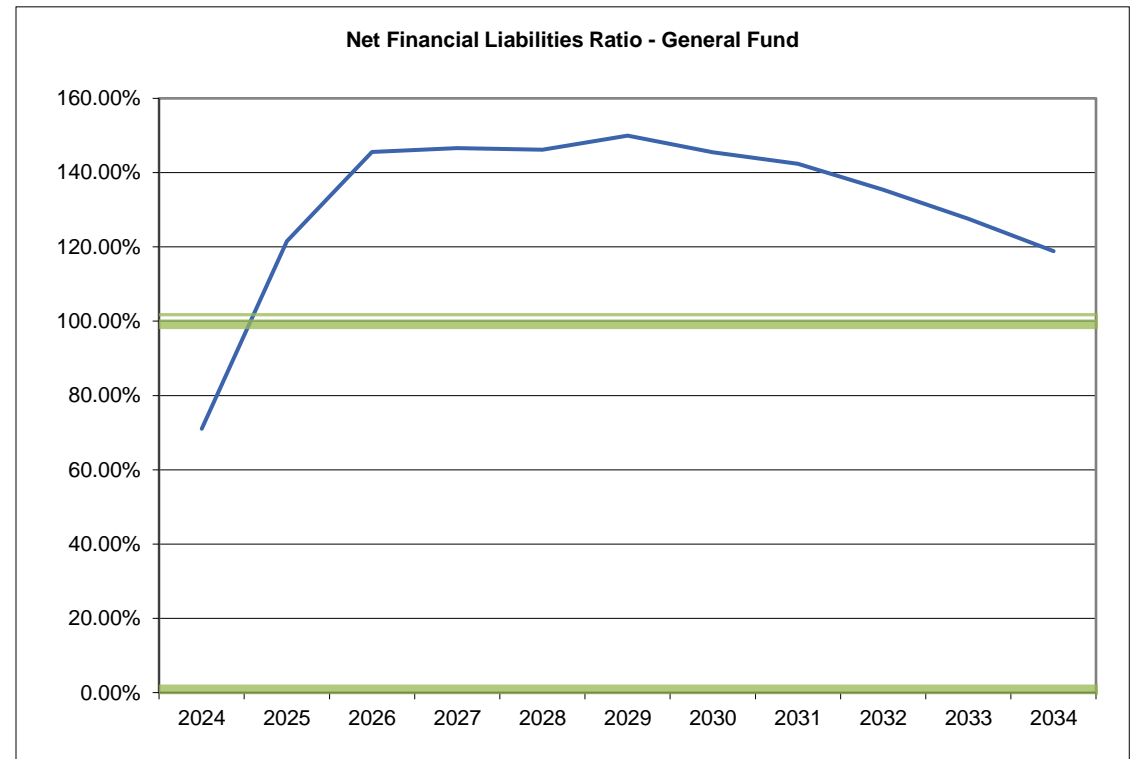


# Net Financial Ratio

## December 2023

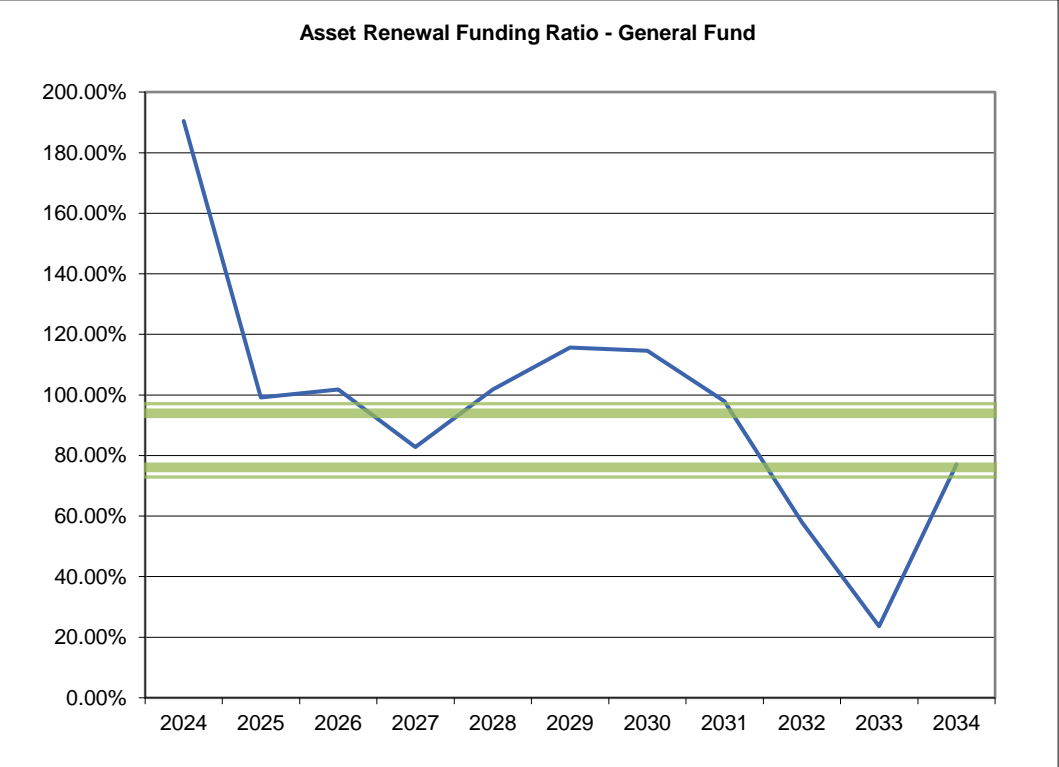


## February 2024

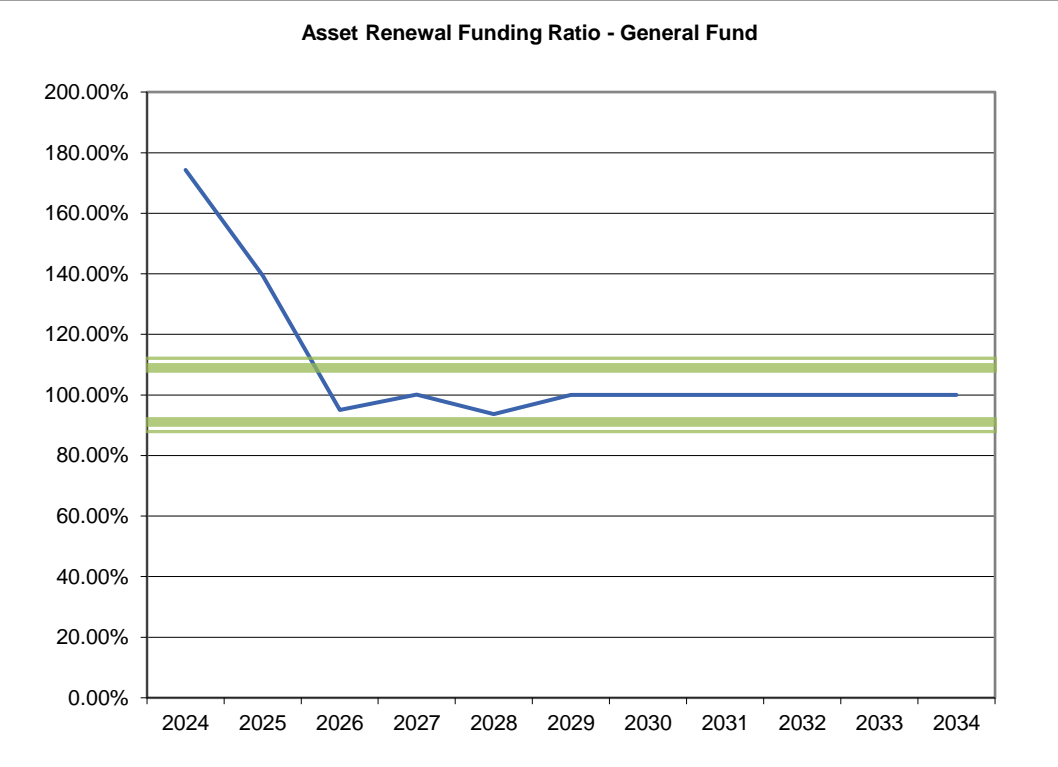


# Asset Renewal Funding Ratio

## December 2023

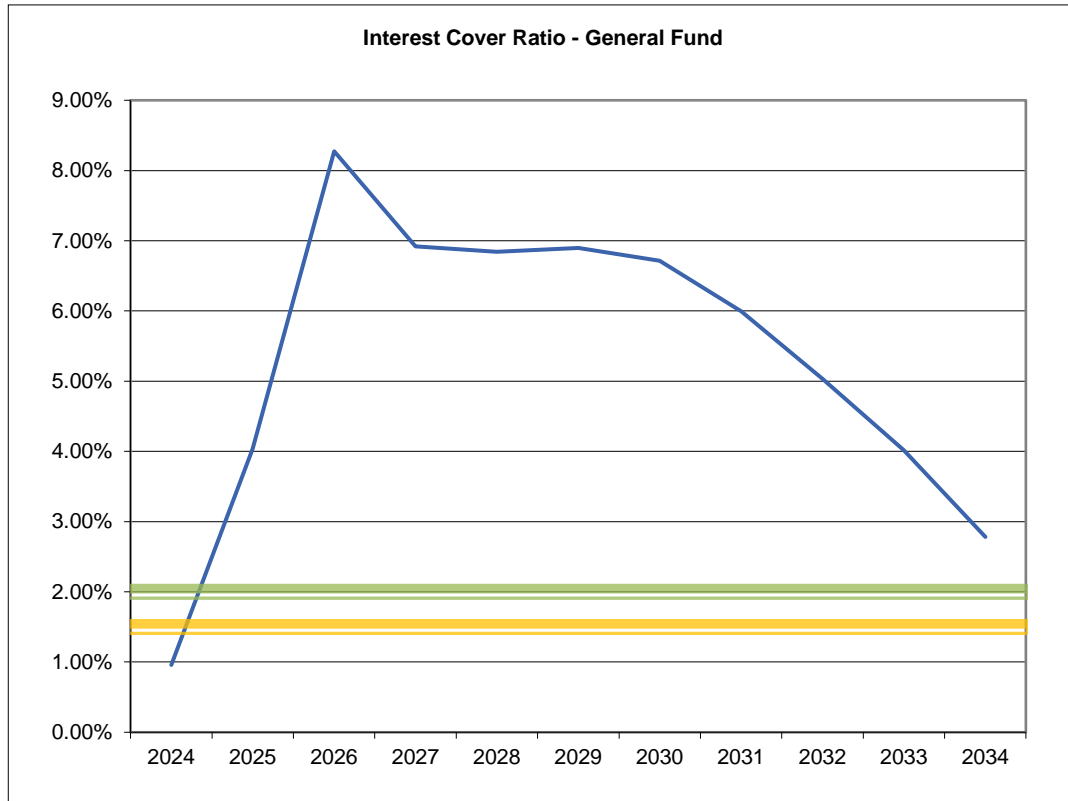


## February 2024

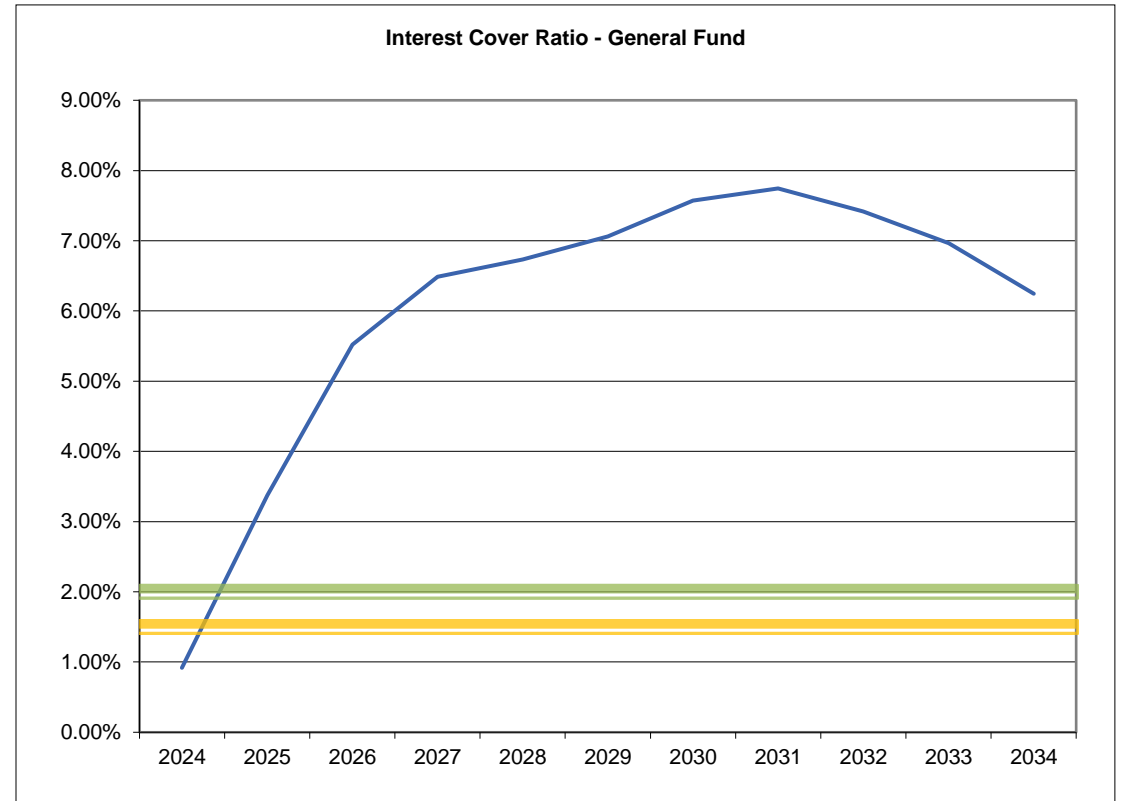


# Interest Cover Ratio

## December 2023



## February 2024



# KEY PERFORMANCE INDICATORS

		2024-25	2025-26	2026-27	2027-28	2028-29	2029-30	2030-31	2031-32	2032-33	2033-34
<b>Outcome 1 : A Balanced Budget</b>											
<i>December LTFF</i>	Operating Surplus Ratio - \$`000	18	(2,859)	(329)	1,420	3,311	5,387	7,662	10,671	14,054	18,912
<i>December LTFF</i>	Operating Surplus Ratio - %	0.0%	-4.7%	-0.5%	2.0%	4.4%	6.7%	9.0%	11.9%	14.9%	19.1%
<i>Updated LTFF</i>	Operating Surplus Ratio - \$`000	229	29	156	1,242	2,395	1,867	2,059	2,923	3,880	5,094
<i>Updated LTFF</i>	Operating Surplus Ratio - %	0.4%	0.0%	0.2%	1.8%	3.2%	2.4%	2.5%	3.5%	4.4%	5.6%
<b>Outcome 2 : Rate Stability</b>											
<i>December LTFF</i>	Rate Revenue Increase - %	8.0%	8.0%	8.0%	6.5%	6.5%	6.5%	6.0%	6.0%	6.0%	6.0%
<i>Updated LTFF</i>	Rate Revenue Increase - %	8.0%	8.0%	7.0%	6.5%	6.0%	4.0%	4.0%	4.0%	4.0%	4.0%
<b>Outcome 3 : Infrastructure and Asset Management</b>											
<i>December LTFF</i>	Asset Renewal Funding Ratio - %	99.1%	101.8%	82.8%	101.8%	115.7%	114.6%	97.9%	57.9%	23.6%	77.1%
<i>Updated LTFF</i>	Asset Renewal Funding Ratio - %	141.3%	96.2%	101.3%	94.7%	100.0%	100.0%	100.0%	100.0%	100.0%	100.0%
<b>Outcome 4: Debt Management</b>											
<i>December LTFF</i>	Net Financial Liabilities - \$`000	80,402	92,724	97,278	101,770	108,229	102,618	95,364	86,358	74,623	56,641
<i>December LTFF</i>	Net Financial Liabilities Ratio - %	142.7%	151.6%	144.8%	142.6%	142.8%	127.4%	112.4%	96.7%	79.3%	57.1%
<i>December LTFF</i>	Interest Cover Ratio - %	4.0%	8.3%	6.9%	6.8%	6.9%	6.7%	6.0%	5.0%	4.0%	2.8%
<i>Updated LTFF</i>	Net Financial Liabilities - \$`000	68,280	88,792	97,514	103,380	112,354	113,690	115,498	113,915	111,426	107,704
<i>Updated LTFF</i>	Net Financial Liabilities Ratio - %	121.5%	145.6%	146.6%	146.2%	150.0%	145.5%	142.4%	135.4%	127.6%	118.8%
<i>Updated LTFF</i>	Interest Cover Ratio - %	3.4%	5.5%	6.5%	6.7%	7.1%	7.6%	7.7%	7.4%	7.0%	6.2%